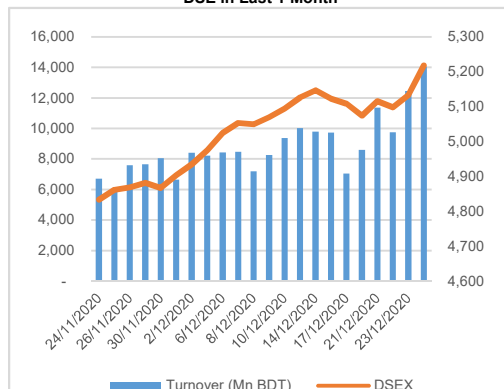


Top Gainer and Loser				
Company	CLOSE	YCP	% Change	VOLUME
<b>Top Gainer</b>				
ROBI	15	10	50.00	117,162
BEXIMCO	46	42	9.98	21,466,801
BDTHAI	27	24	9.96	4,174,752
SPCERAMICS	31	29	9.79	6,344,525
PRIMEFIN	10	9	9.78	2,179,144

<b>Loser</b>				
ENVOYTEX	24	25	(4.72)	40,252
ISLAMIINS	53	55	(4.35)	1,132,809
POWERGRID	41	43	(3.97)	930,966
ACFL	35	36	(3.88)	414,024
PEOPLESINS	49	51	(3.54)	2,332,359

YCP = Yesterday Closing Price

## DSE in Last 1 Month



## Top Gainers (Turnover based)

INSTRUMENT	Price	Value (Mn BDT)	Volume
BEXIMCO	46	967	21,466,801
IFIC	14	755	56,738,106
BXPHERMA	175	694	3,999,818
LHBL	48	410	8,846,813
BSCCL	167	339	2,144,259
LANKABAFIN	24	333	14,194,784
ORIONPHARM	56	322	5,824,996
FORTUNE	23	249	11,031,476
BDFINANCE	25	210	8,582,651
RUPALIINS	45	205	4,538,627

## Market Statistics

	Today	% Change
Market Cap (In Mn BDT)	4,257,946	3.18%
Total Volume (In Mn BDT)	14,057	12.92%
DSEX	5,218	1.66%
DSES	1,204	1.46%
DS-30	1,877	2.21%
Market P/E	13.8	

## World Markets

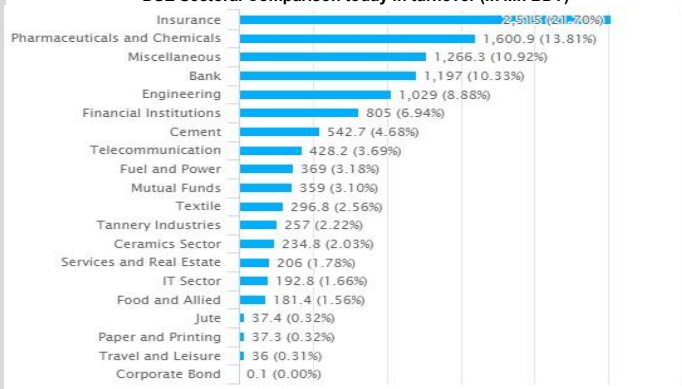
Indices	% Change	Currency	Rates
NASDAQ	12.756	USD	85.25
HANG SENG	26,307	GBP	112.73
BSE-SENSEX	45,554	EUR	103.56

## Exchange Rates

## Market Commentary

Today's Market / DSEX (Prime bourse : DSE / Dhaka Stock Exchange Ltd.) ended up 1.66% with 12.92% growth in total turnover. BEXIMCO, IFIC, BXPHERMA, LHBL, BSCCL stocks dominated today's market turnover. However, ROBI was today's best performer having the highest growth of 50% from YCP. DSEX reflected a bullish mode through the day resulting in 208 issues advanced out of 362 total issues traded.

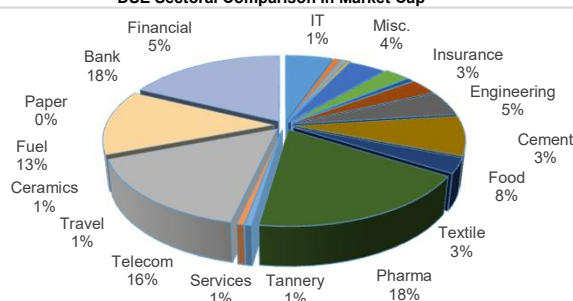
## DSE Sectoral Comparison today in turnover (In Mn BDT)



## DSE Sectoral Comparison in P/E

Sector name	P/E Ratio
Financial	48
Travel	43
Ceramics	41
Paper	33
Misc.	30
Cement	25
IT	22
Insurance	21
Engineering	18
Food	18
Textile	18
Pharma	17
Services	14
Tannery	14
Telecom	13
Fuel	10
Bank	8
<b>Average</b>	<b>13.8</b>

## DSE Sectoral Comparison in Market Cap



## DSE's Important News Today

### MPETROLEUM

#### Dividend Declaration

The Board of Directors has recommended 150% cash dividend for the year ended on June 30, 2020. Date of AGM: 06.03.2021, Time: 11:00 AM, Venue: Digital Platform. Record date: 21.01.2021. The Company has also reported EPS of Tk. 28.45, NAV per share of Tk. 148.21 and NOCFPS of Tk. (27.78) for the year ended on June 30, 2020 as against Tk. 35.11, Tk. 134.30 and Tk. (77.03) respectively for the same period of the previous year.

### BEACHHATC

#### Dividend Declaration

The Board of Directors has recommended No dividend for the year ended on June 30, 2020. Record date: 18.01.2021. The Company has also reported EPS of Tk. (0.34), NAV per share of Tk. 9.80 and NOCFPS of Tk. 0.0013 for the year ended on June 30, 2020 as against Tk. (0.36), Tk. 10.14 and Tk. (0.0031) respectively for the same period of the previous year.

### SQURPHARM

#### Credit Rating Result

Credit Rating Information and Services Limited (CRISL) has rated the Company as "AAA" in the long term and "ST-1" in the short term along with a stable outlook in consideration of its audited financials up to June 30, 2020; unaudited financials up to September 30, 2020 and other relevant quantitative as well as qualitative information up to the date of rating declaration.

## Other News Today

### Stocks open higher as Robi makes flying debut - Source: The Financial Express

Stocks witnessed an upward trend in early trading on Thursday as Robi, the biggest-ever issue made a flying trading debut. Robi is the largest public offering in the history of Bangladesh's capital market, and now it is the biggest-ever issue that is being traded on the market. Hundreds of investors including some of the IPO lottery winners are found crowding in front of trading stations to place buy orders as they hope the stock value will see a significant rise soon, but sellers were reluctant to sell at low prices, said a leading broker. The Robi's share reached at Tk 15 each on the DSE at the opening, soaring 50 per cent, the highest allowable limit on its issue price of Tk 10 each. Within the first 30 minutes of trading, some 69 trades were executed with a trading volume of 32,861 shares of Robi, according to DSE. Meanwhile, following the previous day's upbeat notes, the Dhaka Stock Exchange (DSE) and the Chittagong Stock Exchange (CSE) opened higher with rising trading activities. Within the first 30 minutes of trading, the DSE key index advanced more than 34 points while the CSE All Share Price Index- CASPI rose 68 points at 10:30 am when the report was filed. DSEX, the prime index of the DSE, went up by 34.15 points or 0.67 per cent to reach 5,167 points at 10:30 am. Two other indices also saw an upward trend till then. The DS30 index, comprising blue chips, gained 18.26 points to reach 1,854 points and the Shariah Index (DSES) rose 6.35 points to stand 1,192 points till then. Turnover, another important indicator of the market, stood at Tk crossed Tk 2.0 billion-mark within the first 30 minutes of trading to Tk 2.12 billion when the report was filed at 10:30 am. Of the issues traded till then, 167 advanced, 59 declined and 93 remained unchanged. Beximco was the most traded stock till then with 6.81 million shares worth Tk 301 million changing hands, followed by Beximco Pharma, Shinepukur Ceramic, Bangladesh National Insurance, and LafargeHolcim. The port city bourse – the Chittagong Stock Exchange – also saw an upward trend till then with CSE All Share Price Index- CASPI-gaining 68 points to stand at 14,813, also at 10:30 am. The Selective Categories Index – CSCX also rose 42 points to reach 8,933 till then. Of the issues traded till then, 44 gained, 24 declined, and 16 issues remained unchanged with Tk 48 million in turnover.

### MTB Securities Ltd.

WW Tower (Level 4), 68 Motijheel C/A, Dhaka - 1000, Bangladesh  
Telephone : +88 02 9347567 | Fax : +88 02 9348657  
Email: info.query@mtbsecurities.com |  
Website: www.mtbsecurities.com

**Disclaimer:** Estimates and projections are our own and are based on assumptions we believe to be reasonable. Information presented herein, while obtained from sources we believe to be reliable, is not guaranteed as to accuracy or completeness. Neither the information nor any opinion expressed herein constitutes a solicitation of the purchase or sale of any security. This report is intended for distribution to our valuable clients to present the daily Market Summary only.