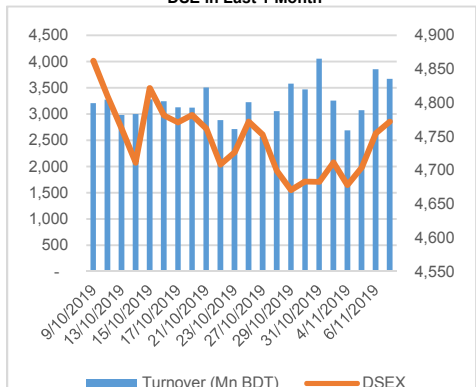


INDEX MOVER				
Company	LTP	YCP	IND.CHG	VOLUME
Positive impact				
ICB	91	83	9.08	94,414
NATLIFEINS	242	225	2.88	35,752
SQURPHARM	238	237	1.25	296,549
BRACBANK	58	57	1.17	529,476
BSCCL	110	106	0.99	861,075

Negative impact				
UPGDCL	263	265	(1.52)	74,399
OLYMPIC	188	191	(1.24)	35,937
TITASGAS	38	38	(0.79)	136,817
BERGERPBL	1,447	1,457	(0.74)	2,084
SHAHJABANK	24	25	(0.44)	169,358

YCP = Yesterday Closing Price LTP = Last Trade Price

DSE in Last 1 Month



Top Gainers (Turnover based)

INSTRUMENT	Price	Value (Mn BDT)	Volume
INSTRUMENT	165	195	1,171,588
NLTUBES	42	147	3,537,608
SONARBAINS	31	113	3,751,636
FORTUNE	110	96	861,075
SILVAPHL	17	74	4,379,466
RENATA	1,301	74	57,428
SQURPHARM	238	71	296,549
STANCERAM	538	70	121,217
SHURWID	30	67	2,298,715
WATACHEM	602	63	103,648

Market Statistics

Today	% Change
Market Cap (In Mn BDT)	3,591,103
Total Volume (In Mn BDT)	3,671
DSEX	4,772
DSES	1,090
DS-30	1,658
Market P/E	13.5

World Markets

Indices	% Change
NASDAQ	8,411
HANG SENG	27,847
BSE-SENSEX	40,654

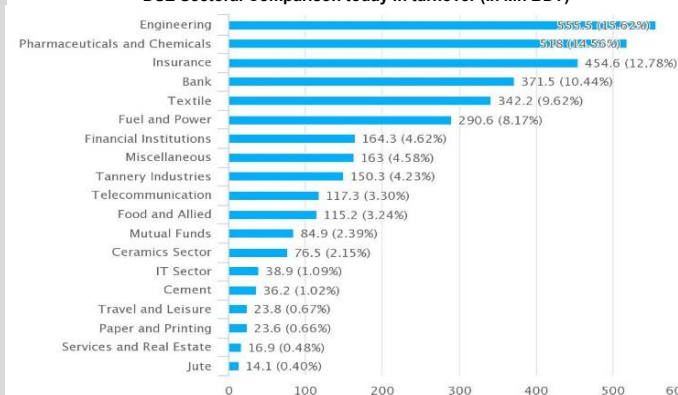
Exchange Rates

Currency	Rates
USD	84.85
GBP	109.10
EUR	94.05

Market Commentary

Today's Market / DSEX (Prime bourse : DSE / Dhaka Stock Exchange Ltd.) ended up 0.36% with 4.72% decline in total turnover. NLTUBES, SONARBAINS, FORTUNE, BSCCL, SILVAPHL stocks dominated today's market turnover. However, ICB was today's best performer having the highest growth of 9.94% from YCP. DSEX reflected a bullish mode through the day resulting in 164 issues advanced out of 330 total issues traded.

DSE Sectoral Comparison today in turnover (In Mn BDT)

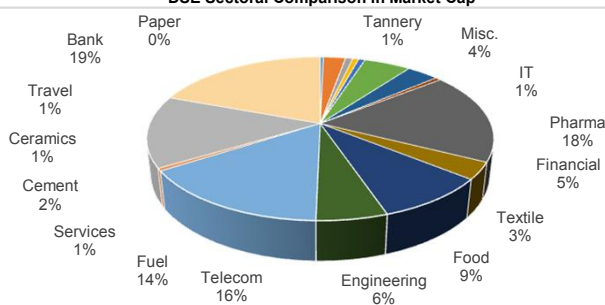


DSE Sectoral Comparison in P/E

Sector name	P/E Ratio
Paper	26
Cement	26
Ceramics	26
Travel	25
Tannery	24
Financial	21
Misc.	20
IT	20
Pharma	18
Textile	16
Food	15
Engineering	13
Telecom	13
Services	12
Fuel	11
Bank	8

Average 13.5

DSE Sectoral Comparison in Market Cap



DSE's Important News Today

ANWARGALV

Revised NAV per share for the Current Year

Referring to their earlier news disseminated on 28.10.2019 regarding Dividend Declaration, the Company has further informed that they had earlier reported NAV per share of Tk. 10.84 which would be actually Tk. 9.84 for the year ended on June 30, 2019. Other information of the earlier disclosure will remain unchanged.

ORIONPHARM

Dividend Declaration

The Board of Directors has recommended 15% cash dividend for the year ended on June 30, 2019. Date of AGM: 15.12.2019, Time: 11:15 AM, Venue: Officer's Club, 26, Baily Road, Ramna, Dhaka. Record Date: 28.11.2019.

POWERGRID

Dividend Declaration

The Board of Directors has recommended 20% cash dividend for the year ended on June 30, 2019. Date of AGM: 25.01.2020, Time: 10:00 AM, Venue: PGCB Head Office Building Auditorium, Aftabnagar (Beside NLDC Building), Dhaka. Record Date: 22.12.2019. Thu, 7th November 2019

NLTUBES

Dividend Declaration

The Board of Directors has recommended 10% stock dividend for the year ended on June 30, 2019. Date of AGM: 26.12.2019, Time: 11:00 AM, Venue: Factory premises of the Company, 131-142 Tongi I/A, Gazipur. Record date: 27.11.2019.

Other News Today

Q1 trade gap declines slightly - Source: The Financial Express

Country's merchandise trade gap with the rest of the world declined slightly in the first quarter (Q1) of the current fiscal year (FY20). Updated statistics of the balance of payments (BoP), released by Bangladesh Bank on Thursday afternoon, showed that merchandise trade deficit stood at \$3.71 billion in July-September period of the current fiscal year. The amount was \$3.85 billion in the same period of FY19. Decline in both the export and import reduced the merchandise trade gap. Deficit in services trade, however, increased during the period under review. According to the central bank statistics, deficit in services trade stood at \$958 million in the first quarter of FY20 which was \$761 million in FY19.

MTB Securities Ltd.

WW Tower (Level 4), 68 Motijheel C/A, Dhaka - 1000, Bangladesh
Telephone : +88 02 9347567 | Fax : +88 02 9348657
Email: info.query@mtbsecurities.com |
Website: www.mtbsecurities.com

Disclaimer: Estimates and projections are our own and are based on assumptions we believe to be reasonable. Information presented herein, while obtained from sources we believe to be reliable, is not guaranteed as to accuracy or completeness. Neither the information nor any opinion expressed herein constitutes a solicitation of the purchase or sale of any security. This report is intended for distribution to our valuable clients to present the daily Market Summary only.