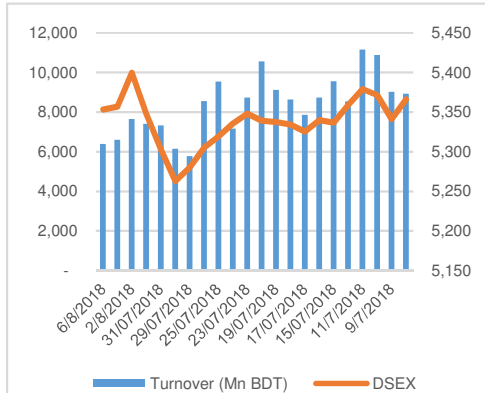


INDEX MOVER				
Company	LTP	YCP	IND.CHG	VOLUME
Positive impact				
UPGDCL	341	329	7.55	691,930
BRACBANK	71	68	5.47	1,796,390
SOURPHARMA	272	270	2.91	191,257
BERGERPBL	1,278	1,265	0.93	4,735
CONFIDCEM	197	189	0.74	379,034
Negative impact				
GP	377	389	(28.44)	190,316
ICB	136	137	(1.31)	80,595
LHBL	54	55	(1.15)	1,066,600
EBL	32	33	(0.85)	18,110
DHAKABANK	14	14	(0.80)	3,316,900

YCP = Yesterday Closing Price LTP = Last Trade Price

DSE in Last 1 Month



Top Gainers (Turnover based)

INSTRUMENT	Price	Value (Mn BDT)	Volume
ACFL	76	518	7,084,025
UPGDCL	341	235	691,930
DSSL	47	163	3,334,114
SAIHAMTEX	32	134	4,161,781
BRACBANK	72	126	1,796,391
NURANI	19	123	6,267,549
BBSCABLES	103	119	1,154,034
FARCHEM	21	114	5,532,914
LEGACYFOOT	211	111	521,152
ALIF	13	109	8,263,212

## Market Statistics

	Today	% Change
Market Cap (In Mn BDT)	3,842,126	-0.14%
Total Volume (In Mn BDT)	6,393	-3.02%
DSEX	5,353	-0.07%
DSES	1,249	-0.23%
DS-30	1,889	0.12%
Market P/E	16	

## World Markets

Indices	% Change
NASDAQ	7,812 0.12%
HANG SENG	27,820 0.52%
BSE-SENSEX	37,692 0.36%

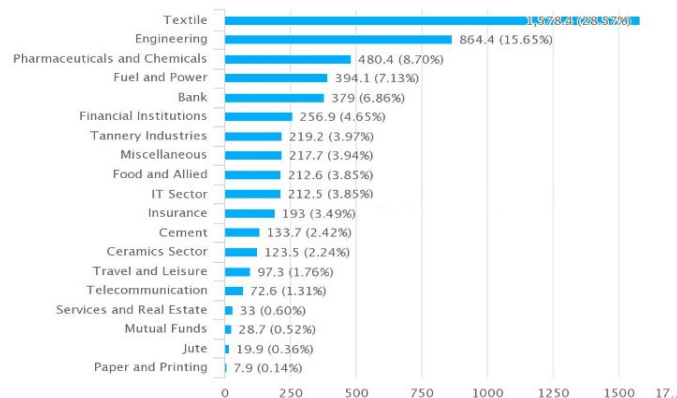
## Exchange Rates

Currency	Rates
USD	84.56
GBP	109.38
EUR	97.61

## Market Commentary

Today's Market / DSEX (Prime bourse : DSE / Dhaka Stock Exchange Ltd.) ended down 0.07% with 3.02% decline in total turnover. ACFL, UPGDCL, DSSL, SAIHAMTEX, BRACBANK stocks dominated today's market turnover. However, ACFL was today's best performer having the highest growth of 89.25% from YCP. DSEX reflected a bearish mode through the day resulting in 187 issues declined out of 335 total issues traded.

DSE Sectoral Comparison today in turnover (In Mn BDT)



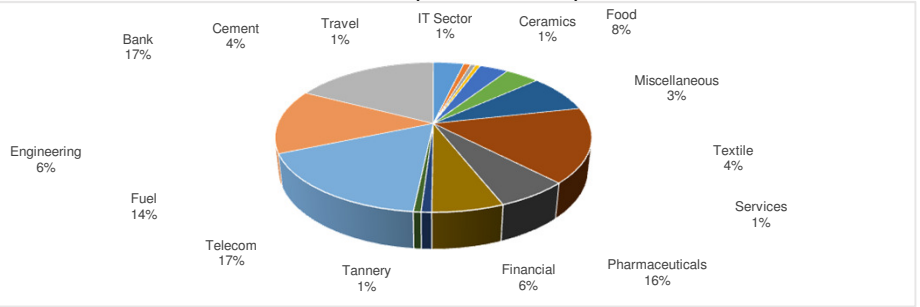
DSE Sectoral Comparison in P/E

Sector name	P/E Ratio
Cement	36
Ceramics	27
Travel	26
IT Sector	22
Miscellaneous	20
Textile	19
Food	18
Pharmaceuticals	18
Engineering	17
Financial	16
Tannery	16
Services	16
Telecom	15
Fuel	14
Bank	9

Average

16

DSE Sectoral Comparison in Market Cap



## DSE's Important News Today

### GREENELMF

#### Dividend Declaration

The Trustee Committee of the fund has declared 9.00% cash dividend for the year ended on June 30, 2018. Record date: 03.09.2018. The Fund has reported EPU of Tk. 0.95, NAV per unit at market price of Tk. 12.00, NAV per unit at cost of Tk. 11.01 and NOCFPU of Tk. 1.7836 for the year ended on June 30, 2018 as against Tk. 0.43, Tk. 11.54, Tk. 10.55 and Tk. (0.002) respectively for the same period of the

### DBH1STMF

#### Dividend Declaration

The Trustee Committee of the fund has declared 9.00% cash dividend for the year ended on June 30, 2018. Record date: 03.09.2018. The Fund has reported EPU of Tk. 0.97, NAV per unit at market price of Tk. 11.96, NAV per unit at cost of Tk. 11.00 and NOCFPU of Tk. 2.50 for the year ended on June 30, 2018 as against Tk. 0.43, Tk. 11.50, Tk. 10.53 and Tk. 0.25 respectively for the same period of the previous year.

### ATCSLGF

#### Dividend Declaration

The Trustee Committee of the fund has declared 12.00% cash dividend for the year ended on June 30, 2018. Record date: 03.09.2018. The Fund has also reported EPU of Tk. 1.27, NAV per unit at market price of Tk. 13.47, NAV per unit at cost of Tk. 12.68 and NOCFPU of Tk. 1.26 for the year ended on June 30, 2018 as against Tk. 1.58, Tk. 14.02, Tk. 12.96 and Tk. 1.63 respectively for the same period of the previous year.

### GRAMEENS2

#### Dividend Declaration

The Trustee Committee of the Fund has decided to distribute 12% cash dividend taking into consideration available fund from distributable reserves, for the year ended 30th June 2018. Record date: 30.08.2018. The Fund has reported EPU of Tk. 1.31, NAV per unit at market price of Tk. 19.33, NAV per unit at cost of Tk. 11.36 and NOCFPU of Tk. 1.29 for the year ended on June 30, 2018 as against Tk. 1.11, Tk. 19.71, Tk. 11.17 and Tk. 1.07 respectively for the same period of the previous year.

### SIBL

#### Sale confirmation of a Sponsor

Mr. Abdul Awal Patwary, one of the Sponsors of the Company, has further reported that he has completed sale of his entire holding of 1,62,55,137 shares of the Company at prevailing market price through Stock Exchanges as announced earlier.

## Others News Today

### Investment proposals witness 11.89pc rise in FY18 - Source: The Financial Express

The investment proposals from both local and foreign entrepreneurs increased by 11.89 per cent in the fiscal year 2017-18 (FY18). In FY18, Bangladesh Investment Development Authority (BIDA) received investment proposals amounting to Tk 2.072 trillion, which is Tk 220.3 billion higher than that of the previous fiscal (FY17), reports BSS citing a press release. A total of 1,643 industrial entities got registered with BIDA during the period, creating employment opportunities for 2,87,546 people, according to the press release. Meanwhile, the amount involving the quarterly investment proposals with BIDA was Tk 243.64 billion in the April-June period. The BIDA figures showed that local investment proposals amounted to Taka 215.86 billion during the period. A total of 22 wholly foreign-owned and 30 joint venture entities got registered with BIDA during the April-June period. The total amount of investment proposals made by these entities was worth around Tk 27.77 billion. The major sources of investment in the period were service industries (22.14 per cent), textile (20 per cent), chemicals (17.67 per cent) and engineering (15.04 per cent).

### MTB Securities Ltd.

WW Tower (Level 4), 68 Motijheel C/A, Dhaka - 1000, Bangladesh  
Telephone : +88 02 9347567 | Fax : +88 02 9348657  
Email: info.query@mtbsecurities.com |  
Website: www.mtbsecurities.com

**Disclaimer:** Estimates and projections are our own and are based on assumptions we believe to be reasonable. Information presented herein, while obtained from sources we believe to be reliable, is not guaranteed as to accuracy or completeness. Neither the information nor any opinion expressed herein constitutes a solicitation of the purchase or sale of any security. This report is intended for distribution to our valuable clients to present the daily Market Summary only.