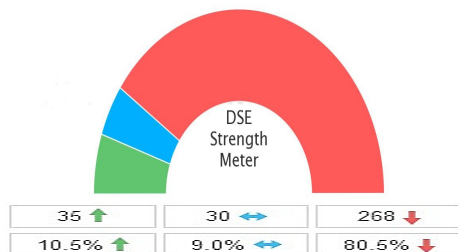
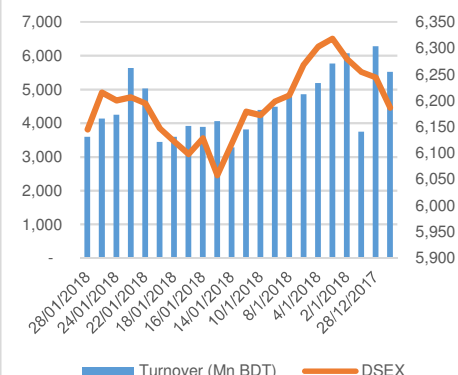


DSE Gainer Loser Meter



DSE in Last 1 Month



Top Gainers (Turnover based)

INSTRUMENT	Price	Value (Mn BDT)	Volume
SOURPHARMA	325	219	675,582
IFADAUTOS	132	211	1,592,138
SPCL	112	192	1,697,358
GP	504	135	266,729
PTL	47	107	2,285,709
ISLAMIBANK	35	73	2,086,580
UCB	22	69	3,180,543
BBSCABLES	105	62	592,334
BDFINANCE	23	62	2,671,187
MONNOCERA	103	57	535,661

Market Statistics

	Today	% Change
Market Cap (In Mn BDT)	4,228,321	-0.93%
Total Volume (In Mn BDT)	3,593	-12.99%
DSEX	6,145	-1.14%
DSES	1,414	-1.25%
DS-30	2,281	-1.02%
Market P/E	19	

World Markets

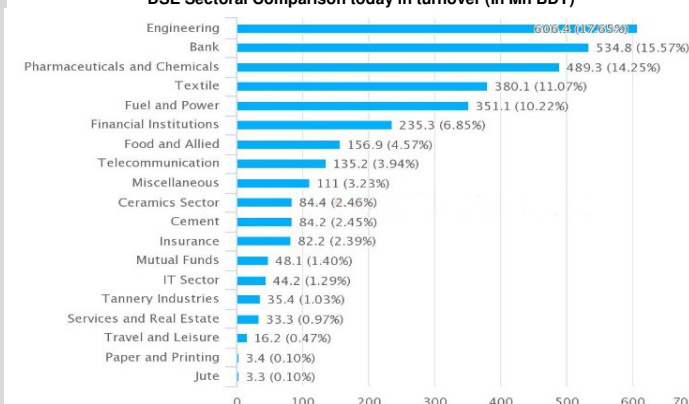
Indices	% Change	Currency	Rates
NASDAQ	1.28%	USD	83.28
HANG SENG	1.53%	GBP	118.00
BSE-SENSEX	-0.31%	EUR	103.49

Exchange Rates

Market Commentary

Today's Market / DSEX (Prime bourse : DSE / Dhaka Stock Exchange Ltd.) ended down 1.14% with 12.99% decline in total turnover. SOURPHARMA, IFADAUTOS, SPCL, GP, PTL stocks dominated today's market turnover. However, SINOBANGLA was today's best performer having the highest growth of 5.06% from YCP. DSEX reflected a bearish mode throughout the day resulting in 35 issues advancing out of 333 total issues traded.

DSE Sectoral Comparison today in turnover (In Mn BDT)



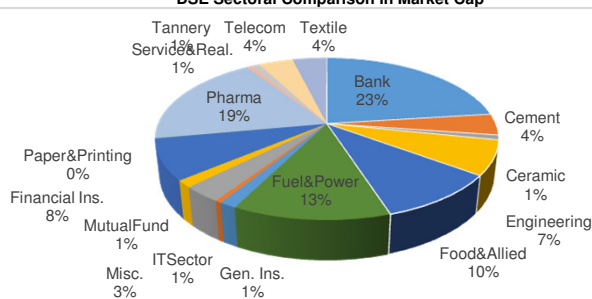
DSE Sectoral Comparison in P/E

Sector name	P/E Ratio
Bank	9.61
Cement	32.71
Ceramic	23.76
Engineering	22.78
Food&Allied	31.27
Fuel&Power	12.57
Gen. Ins.	12.15
ITSector	25.06
Misc.	26.88
MutualFund	0
Financial Ins.	18.98
Paper&Printing	0
Pharma	21.37
Service&Real.	24.57
Tannery	18.55
Telecom	22.03
Textile	22.03

Average

19

DSE Sectoral Comparison in Market Cap



DSE's Important News Today

ITC

Q2 Financials

(Q2 Un-audited): EPS was Tk. 0.40 for October-December, 2017 as against Tk. 0.32 for October-December, 2016; EPS was Tk. 0.57 for July-December, 2017 as against Tk. 0.43 for July-December, 2016. NOCFPS was Tk. 0.46 for July-December, 2017 as against Tk. 0.52 for July-December, 2016. NAV per share was Tk. 15.60 as on December 31, 2017 and Tk. 16.22 as on June 30, 2017.

WMSHIPYARD

Sale confirmation of a Corporate Sponsor

Western Marine Services Limited, one of the Sponsors (Corporate Sponsor) of the Company, has further reported that it has completed its sale of 18,66,480 shares of the Company at prevailing market price through Stock Exchange as announced earlier.

WMSHIPYARD

Sale confirmation of a Sponsor Director

Mr. Md. Saiful Islam, one of the Sponsors Directors of the Company, has further reported that he has completed his sale of 1,85,600 shares of the Company at prevailing market price through Stock Exchange as announced earlier.

WMSHIPYARD

Sale confirmation of a Sponsor Director

Mr. Md. Sakhawat Hossain, one of the Sponsors Directors of the Company, has further reported that he has completed his sale of 3,69,600 shares of the Company at prevailing market price through Stock Exchange as announced earlier.

WMSHIPYARD

Sale confirmation of a Sponsor Director

Mr. Md. Monzur Morshed Chowdhury, one of the Sponsors Directors of the Company, has further reported that he has completed his sale of 1,00,531 shares of the Company at prevailing market price through Stock Exchange as announced earlier.

AL-HAJTEX

Q2 Financials

(Q2 Un-audited): EPS was Tk. 0.16 for October-December, 2017 as against Tk. 0.49 for October-December, 2016; EPS was Tk. 0.37 for July-December, 2017 as against Tk. 0.68 for July-December, 2016. NOCFPS was Tk. (1.86) for July-December, 2017 as against Tk. (0.33) for July-December, 2016. NAV per share was Tk. 12.73 as on December 31, 2017 and Tk. 13.59 as on June 30, 2017.

MTB Securities Ltd.

WW Tower (Level 4), 68 Motijheel C/A, Dhaka - 1000, Bangladesh

Telephone : +88 02 9347567 | Fax : +88 02 9348657

Email: info.query@mtbsecurities.com |

Website: www.mtbsecurities.com

Disclaimer: Estimates and projections are our own and are based on assumptions we believe to be reasonable. Information presented herein, while obtained from sources we believe to be reliable, is not guaranteed as to accuracy or completeness. Neither the information nor any opinion expressed herein constitutes a solicitation of the purchase or sale of any security. This report is intended for distribution to our valuable clients to present the daily Market Summary only.