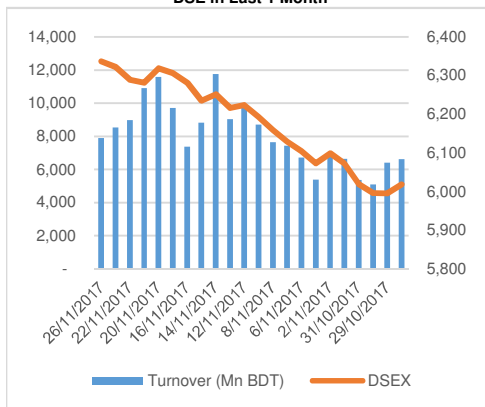


INDEX MOVER				
Company	LTP	YCP	IND.CHG	VOLUME
Positive impact				
SHAHJABANK	36	35	1.73	8,537,840
DESCO	49	47	1.71	1,481,360
CITYBANK	56	55	1.59	3,732,140
TITASGAS	45	45	1.19	477,304
PUBALIBANK	32	31	1.15	3,487,620
Negative impact				
BATBC	3,287	3,346	(6.05)	9
GP	476	479	(5.59)	136,459
KPCL	62	68	(3.55)	825,308
UPGDCL	183	187	(2.32)	949,046
IFADAUTOS	131	134	(0.72)	592,443

YCP = Yesterday Closing Price LTP = Last Trade Price

DSE in Last 1 Month



Top Gainers (Turnover based)

INSTRUMENT	Price	Value (Mn BDT)	Volume
ABBANK	26	409	15,781,629
SHAHJABANK	36	306	8,537,842
PTL	40	285	7,070,141
BDTHAI	31	219	7,176,718
CITYBANK	56	209	3,732,137
NTLTUBES	130	195	1,513,235
UPGDCL	181	175	949,046
FASFIN	24	172	7,157,405
DHAKABANK	25	169	6,718,070
GHAIL	43	158	3,702,880

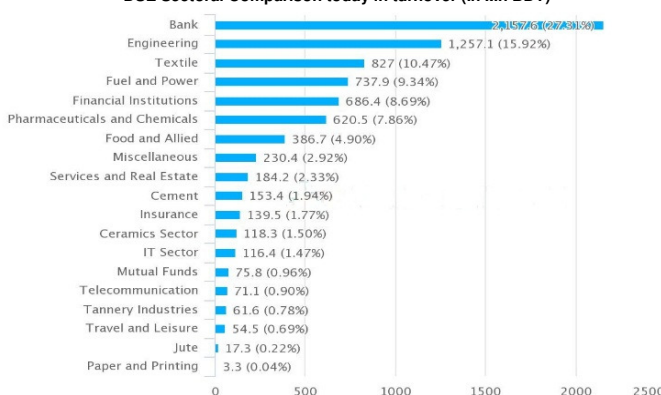
## Market Statistics

Today	% Change
Market Cap (In Mn BDT)	4,261,324 -0.03%
Total Volume (In Mn BDT)	7,908 -7.46%
DSEX	6,337 0.23%
DSES	1,394 0.06%
DS-30	2,280 0.12%
Market P/E	23

## Market Commentary

Today's Market / DSEX (Prime bourse : DSE / Dhaka Stock Exchange Ltd.) ended up 0.23% with 7.46% declined in total turnover. ABBANK, SHAHJABANK, PTL, BDTHAI, CITYBANK stocks dominated today's market turnover. However, BANGAS was today's best performer having the highest growth of 11.54% from YCP. DSEX reflected a bullish mode through the day resulting in 170 issues advancing out of 328 total issues traded.

DSE Sectoral Comparison today in turnover (In Mn BDT)

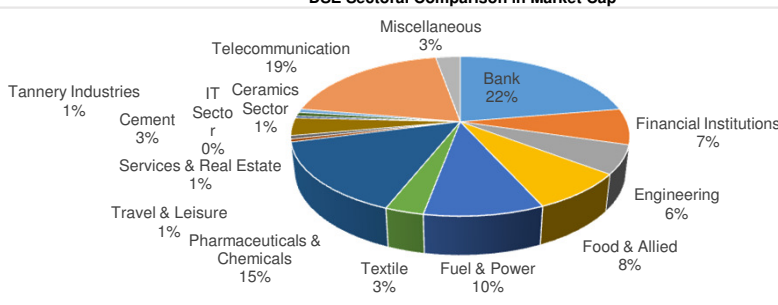


DSE Sectoral Comparison in P/E

Sector name	P/E Ratio
Bank	12.04
Financial Institution	20.94
Engineering	22.11
Food & Allied	24.89
Fuel & Power	11.72
Textile	17.37
Pharmaceuticals &	18.70
Travel & Leisure	29.86
Services & Real E	17.41
Cement	50.78
IT Sector	25.16
Tannery Industries	15.61
Ceramics Sector	23.15
Telecommunication	23.07
Miscellaneous	28.17

Average 23

DSE Sectoral Comparison in Market Cap



## DSE's Important News Today

### GENNEXT

Issuance of Non-convertible redeemable subordinated Bond

The Company has informed that the Board of Directors has intended to issue Non-convertible redeemable subordinated Bond of Tk. 200.00 crore for 7 years, for Capital Investment for: 1. Business Expansion, 2. Strengthening the Production Facilities and 3. Settle Up the Existing High Cost Debt, subject to the approval of BSEC, Shareholders in the 13th AGM and Other regulatory authorities.

### MITHUNKNIT

Dividend Declaration

The Board of Directors has recommended No dividend for the year ended on June 30, 2017. Date of AGM: 30.12.2017, Time: 12:15 PM, Venue: Factory Premises of Bangas Limited at Doulatdiar, Chuadanga. Record Date: 14.12.2017. The Company has also reported EPS of Tk. (1.84), NAV per share of Tk. 21.99 and NOCFPS of Tk. 1.92 for the year ended on June 30, 2017 as against Tk. 2.15, Tk. 23.83 and Tk. (1.01) respectively for the same period of the previous year.

### TALLUSPIN

Dividend Declaration

The Board of Directors has recommended No dividend for the year ended on June 30, 2017. Date of AGM: 30.12.2017, Time: 11:45 AM, Venue: Factory Premises of Bangas Limited at Doulatdiar, Chuadanga. Record Date: 14.12.2017. The Company has also reported EPS of Tk. (1.12), NAV per share of Tk. 13.10 and NOCFPS of Tk. (0.48) for the year ended on June 30, 2017 as against Tk. (0.61), Tk. 14.22 and Tk. (1.18) respectively for the same period of the previous year.

### BANGAS

Dividend Declaration

The Board of Directors has recommended No dividend for the year ended on June 30, 2017. Date of AGM: 30.12.2017, Time: 11:00 AM, Venue: Factory Premises of the Company, Doulatdiar, Chuadanga. Record Date: 14.12.2017. The Company has also reported EPS of Tk. (0.62), NAV per share of Tk. 22.13 and NOCFPS of Tk. 0.72 for the year ended on June 30, 2017 as against Tk. (0.38), Tk. 22.76 and Tk. 0.50 respectively for the same period of the previous year.

### MTB Securities Ltd.

WW Tower (Level 4), 68 Motijheel C/A, Dhaka - 1000, Bangladesh  
Telephone : +88 02 9347567 | Fax : +88 02 9348657  
Email: info.query@mtbsecurities.com |  
Website: www.mtbsecurities.com

**Disclaimer:** Estimates and projections are our own and are based on assumptions we believe to be reasonable. Information presented herein, while obtained from sources we believe to be reliable, is not guaranteed as to accuracy or completeness. Neither the information nor any opinion expressed herein constitutes a solicitation of the purchase or sale of any security. This report is intended for distribution to our valuable clients to present the daily Market Summary only.