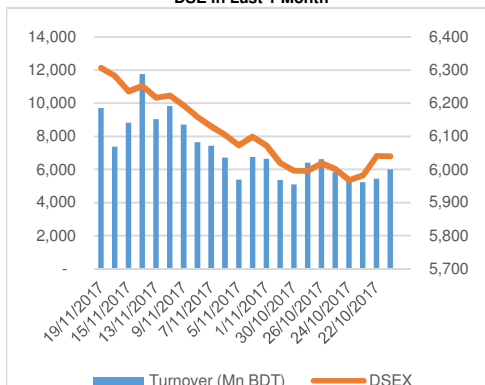


INDEX MOVER				
Company	LTP	YCP	IND.CHG	VOLUME
Positive impact				
SQURPHARM	302	297	5.07	877,236
GP	488	486	3.48	241,557
BRACBANK	110	108	2.79	1,366,980
LANKABAFIN	68	64	2.08	17,987,300
SHAHJABANK	33	31	1.99	11,776,100
Negative impact				
SAIFPOWER	36	45	(3.76)	2,967,570
TITASGAS	45	46	(2.38)	391,778
ICB	177	179	(1.74)	124,511
BATBC	3,286	3,298	(1.25)	322
LAFSURCEML	58	58	(1.20)	834,346

YCP = Yesterday Closing Price LTP = Last Trade Price

DSE in Last 1 Month



Top Gainers (Turnover based)

INSTRUMENT	Price	Value (Mn BDT)	Volume
LANKABAFIN	69	1,200	17,987,252
SHAHJABANK	33	382	11,776,112
CITYBANK	57	342	6,074,224
BBSCABLES	127	268	2,077,083
DHAKABANK	25	268	10,928,141
SQURPHARM	303	263	877,236
CONFIDCEM	176	227	1,322,838
IFADAUTOS	137	223	1,623,631
FASFIN	22	213	9,568,998
BDTHAI	27	161	5,815,496

Market Statistics	Today	% Change
Market Cap (In Mn BDT)	4,261,075	0.14%
Total Volume (In Mn BDT)	9,708	31.55%
DSEX	6,307	0.40%
DSES	1,383	0.57%
DS-30	2,290	0.47%
Market P/E	23	

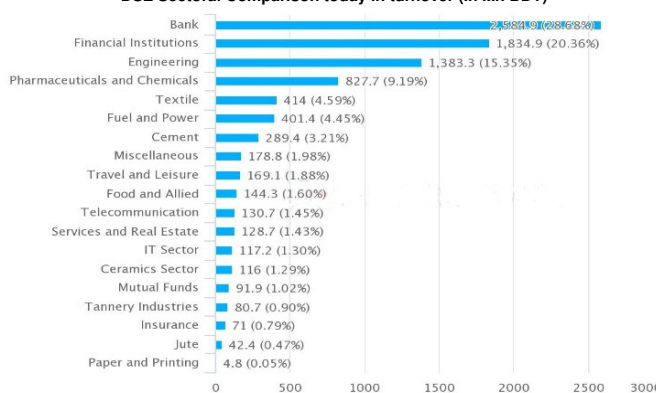
World Markets	Indices	% Change
NASDAQ	6,783	-0.15%
HANG SENG	29,199	0.62%
BSE-SENSEX	33,343	0.71%

Exchange Rates	Currency	Rates
USD		83.70
GBP		110.62
EUR		98.69

Market Commentary

Today's Market / DSEX (Prime bourse : DSE / Dhaka Stock Exchange Ltd.) ended up 0.40% with 31.55% growth in total turnover. LANKABAFIN, SHAHJABANK, CITYBANK, BBSCABLES, DHAKABANK stocks dominated today's market turnover. However, MEGCONMILK was today's best performer having the highest growth of 10% from YCP. DSEX reflected a bullish mode through the day resulting in 134 issues advancing out of 324 total issues traded.

DSE Sectoral Comparison today in turnover (In Mn BDT)

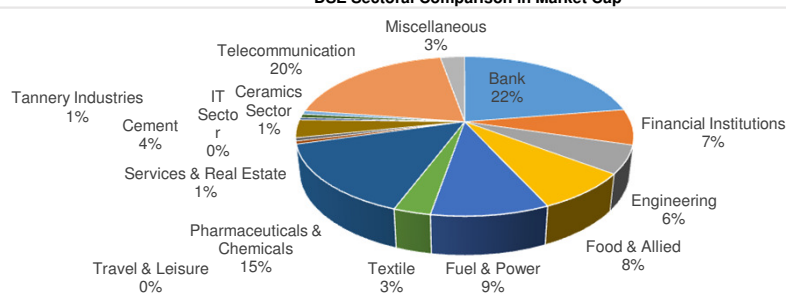


DSE Sectoral Comparison in P/E

Sector name	P/E Ratio
Bank	12.14
Financial Institution	20.79
Engineering	21.8
Food & Allied	24.88
Fuel & Power	11.6
Textile	17.43
Pharmaceuticals &	18.65
Travel & Leisure	30.19
Services & Real Estate	16.89
Cement	51.42
IT Sector	26.18
Tannery Industries	15.49
Ceramics Sector	23.02
Telecommunication	23.61
Miscellaneous	27.99

Average 23

DSE Sectoral Comparison in Market Cap



DSE's Important News Today

DACCADYE

Dividend Declaration

The Board of Directors has recommended No dividend for the year ended on June 30, 2017. Date of AGM: 29.12.2017. Time: 11:00 AM. Venue: Factory Premises at Pagar, Tongi, Gazipur. Record Date: 05.12.2017. The Company has also reported EPS of Tk. (3.96), NAV per share of Tk. 15.32 and NOCFPS of Tk. (0.00077) for the year ended on June 30, 2017 as against Tk. (3.36) (restated), Tk. 19.24 (restated) and Tk. 0.43 respectively for the same period of the previous year.

BDWELDING

Dividend Declaration

The Board of Directors has recommended No Dividend for the year ended on June 30, 2017. Date of AGM: 27.12.2017. Time: 10:30 AM. Venue: Shahid Commissioner Sayedur Rahman Newton Community Center (8 No. Ward), Chirikhana Road, Mirpur-1, Dhaka. Record Date: 07.12.2017. The Company has also reported EPS of Tk. 1.95, NAV per share of Tk. 12.04 and NOCFPS of Tk. (0.73) for the year ended on June 30, 2017 which was Tk. (3.13), Tk. 12.87 and Tk. (1.26) respectively for the same period of the previous year.

UNITEDAIR

Dividend Declaration

The Board of Directors has recommended No Dividend for the year ended on June 30, 2016. Date, time and venue of the AGM and Record date for AGM will be notified later on. The Company has also reported EPS of Tk. (1.66), NAV per share of Tk. 8.75 and NOCFPS of Tk. 0.29 for the year ended on June 30, 2016.

FAMILYTEX

Dividend Declaration

The Board of Directors has recommended 5% Stock Dividend for the year ended on June 30, 2017. Date of AGM: 28.12.2017. Time: 10:30 AM. Venue: Reshmi Community Center, Airport Road, Chittagong. Record Date: 10.12.2017. The Company has also reported EPS of Tk. (0.04), NAV per share of Tk. 12.98 and NOCFPS of Tk. 0.09 for the year ended on June 30, 2017.

BATASHOE

Interim Dividend Declaration

The Board of Directors has declared 230% interim cash dividend considering the performance of the Company up to 3rd quarter 2017 results and the retained earnings up to December 31, 2016. Record date: 07.12.2017. The Company has also reported EPS of Tk. 56.71, NAV per share of Tk. 306.19 and NOCFPS of Tk. 8.90 for period ended on September 30, 2017 as against Tk. 47.87, Tk. 254.11 and Tk. 40.90 respectively for the same period of the previous year.

MTB Securities Ltd.

WW Tower (Level 4), 68 Motijheel C/A, Dhaka - 1000, Bangladesh
Telephone : +88 02 9347567 | Fax : +88 02 9348657
Email: info.query@mtbsecurities.com |
Website: www.mtbsecurities.com

Disclaimer: Estimates and projections are our own and are based on assumptions we believe to be reasonable. Information presented herein, while obtained from sources we believe to be reliable, is not guaranteed as to accuracy or completeness. Neither the information nor any opinion expressed herein constitutes a solicitation of the purchase or sale of any security. This report is intended for distribution to our valuable clients to present the daily Market Summary only.