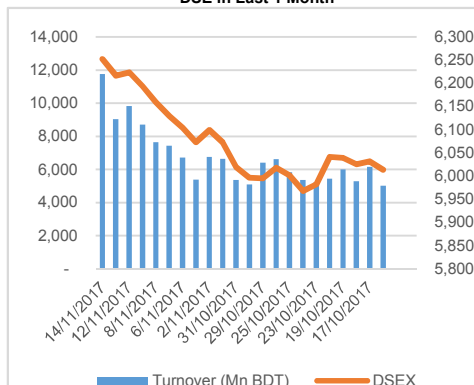


INDEX MOVER				
Company	LTP	YCP	IND.CHG	VOLUME
Positive impact				
GP	500	492	19.44	969,531
SQURPHARM	286	277	10.46	1,237,250
BATBC	3,196	3,116	8.22	280
BRACBANK	112	110	3.52	2,876,990
EBL	57	55	2.78	1,146,780
Negative impact				
ICB	175	178	(3.25)	169,690
ACI	500	530	(2.28)	779,858
DUTCHBANG	156	159	(1.27)	610,609
ISLAMIBANK	34	35	(1.10)	1,906,250
EXIMBANK	18	18	(0.97)	13,033,400

YCP = Yesterday Closing Price LTP = Last Trade Price

DSE in Last 1 Month

Top Gainers (Turnover based)

INSTRUMENT	Price	Value (Mn BDT)	Volume
CITYBANK	55	560	10,178,011
ABBANK	24	502	20,990,967
GP	500	485	969,531
DHAKABANK	24	389	15,848,831
ACI	500	383	779,858
SQURPHARMA	288	351	1,237,251
BRACBANK	112	324	2,876,987
IDLC	93	302	3,294,356
SHAHJABANK	32	301	9,442,482
IFADAUTOS	143	289	2,023,008

Market Statistics

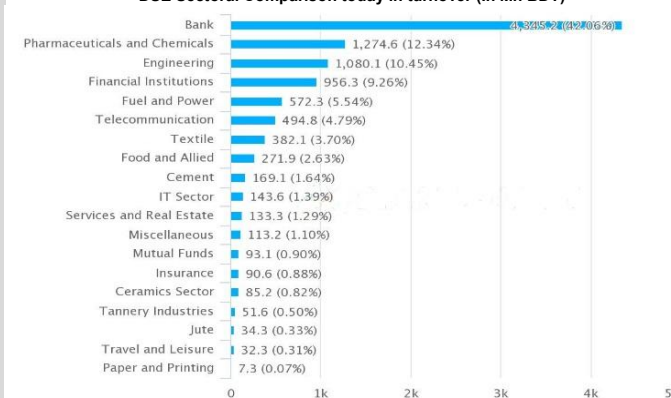
Market Cap (In Mn BDT)	4,250,273
Total Volume (In Mn BDT)	11,769
DSEX	6,252
DSES	1,363
DS-30	2,278
Market P/E	22

Today
% Change
World Markets
Exchange Rates

Indices	% Change	Currency	Rates
NASDAQ	0.10%	USD	83.55
HANG SENG	-0.10%	GBP	109.43
BSE-SENSEX	-0.28%	EUR	97.91

Market Commentary

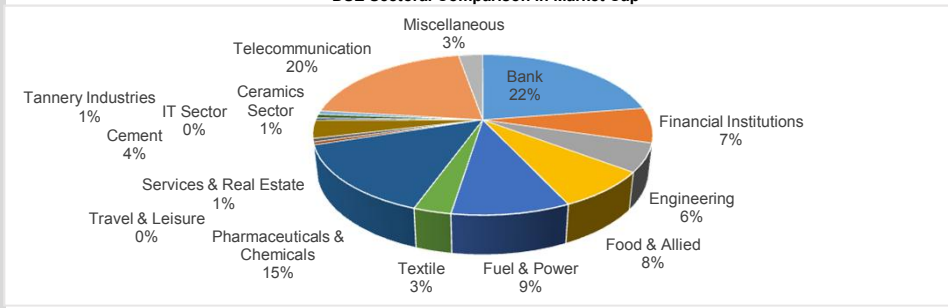
Today's Market / DSEX (Prime bourse : DSE / Dhaka Stock Exchange Ltd.) ended up 0.57% with 30.28% growth in total turnover. CITYBANK, ABBANK, GP, DHAKABANK, ACI stocks dominated today's market turnover. However, SAVAREFR was today's best performer having the highest growth of 10.10% from YCP. DSEX reflected a bullish mode through the day resulting in 128 issues advancing out of 329 total issues traded.

DSE Sectoral Comparison today in turnover (In Mn BDT)

DSE Sectoral Comparison in P/E

Sector name	P/E Ratio
Bank	12.21
Financial Institution	20.42
Engineering	21.12
Food & Allied	25.02
Fuel & Power	12.11
Textile	17.73
Pharmaceuticals &	19.36
Travel & Leisure	30.32
Services & Real E	17.96
Cement	38.5
IT Sector	23.62
Tannery Industries	19.23
Ceramics Sector	23.12
Telecommunication	24.19
Miscellaneous	29.65

Average

22

DSE Sectoral Comparison in Market Cap

DSE's Important News Today
ZAHEENSPIN
Q1 Financials

(Q1 Un-audited): EPS was Tk. 0.50 for July-September, 2017 as against Tk. 0.53 for July-September, 2016; NOCFPS was Tk. 0.09 for July-September, 2017 as against Tk. 0.12 for July-September, 2016. NAV per share was Tk. 14.57 as on September 30, 2017 and Tk. 14.07 as on September 30, 2016.

SQURPHARMA
Q1 Financials

(Q1 Un-audited): Consolidated EPS was Tk. 4.39 for July-September, 2017 as against Tk. 3.53 for July-September, 2016; Consolidated NOCFPS was Tk. 5.41 for July-September, 2017 as against Tk. 5.16 for July-September, 2016. Consolidated NAV per share was Tk. 76.22 as on September 30, 2017 and Tk. 71.47 as on June 30, 2017.

TOSRIFA
Q1 Financials

(Q1 Un-audited): EPS was Tk. 0.22 for July-September, 2017 as against Tk. 0.31 for July-September, 2016; NOCFPS was Tk. 1.96 for July-September, 2017 as against Tk. 2.77 for July-September, 2016. NAV per share was Tk. 33.59 as on September 30, 2017 and Tk. 33.37 as on June 30, 2017.

FUWANGCER
Q1 Financials

(Q1 Un-audited): EPS was Tk. 0.13 for July-September, 2017 as against Tk. 0.09 for July-September, 2016; NOCFPS was Tk. (0.17) for July-September, 2017 as against Tk. 0.22 for July-September, 2016. NAV per share was Tk. 12.16 as on September 30, 2017 and Tk. 12.02 as on June 30, 2017.

SAFKOSPINN
Q1 Financials

(Q1 Un-audited): EPS was Tk. 0.12 for July-September, 2017 as against Tk. 0.09 for July-September, 2016; NOCFPS was Tk. 0.77 for July-September, 2017 as against Tk. (0.54) for July-September, 2016. NAV per share was Tk. 18.66 as on September 30, 2017 and Tk. 18.49 as on June 30, 2017.

MTB Securities Ltd.

WW Tower (Level 4), 68 Motijheel C/A, Dhaka - 1000, Bangladesh

Telephone : +88 02 9347567 | Fax : +88 02 9348657

Email: info.query@mtbsecurities.com |

Website: www.mtbsecurities.com

Disclaimer: Estimates and projections are our own and are based on assumptions we believe to be reasonable. Information presented herein, while obtained from sources we believe to be reliable, is not guaranteed as to accuracy or completeness. Neither the information nor any opinion expressed herein constitutes a solicitation of the purchase or sale of any security. This report is intended for distribution to our valuable clients to present the daily Market Summary only.