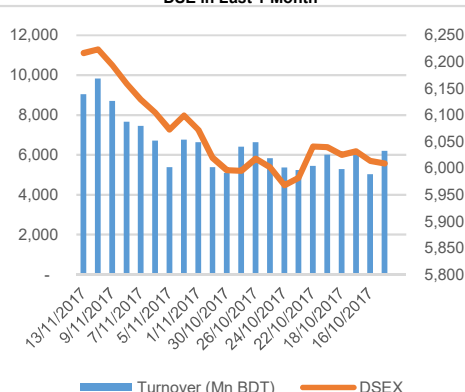


Company	INDEX MOVER			VOLUME
	LTP	YCP	IND.CHG Positive Negative impact	
GP	492	471	46.84	667,585
ICB	178	174	4.48	213,174
OLYMPIC	267	263	1.52	60,631
BATBC	3,116	3,101	1.50	2,918
SHAHJABANK	31	30	1.33	9,508,080
BXPHERMA	107	109	(1.54)	256,618
TRUSTBANK	45	46	(1.35)	1,320,210
BRACBANK	110	111	(1.33)	1,967,520
RENATA	1,081	1,094	(1.32)	12,778
MARICO	1,133	1,154	(1.15)	6,914

YCP = Yesterday Closing Price LTP = Last Trade Price

DSE in Last 1 Month



Top Gainers (Turnover based)

INSTRUMENT	Price	Value (Mn BDT)	Volume
IFADAUTOS	140	511	3,729,159
DHAKABANK	24	388	15,838,649
ABBANK	23	340	14,506,831
GP	493	324	667,585
CITYBANK	54	296	5,488,471
SHAHJABANK	31	294	9,508,084
BRACBANK	111	215	1,967,515
LANKABAFIN	64	205	3,208,378
SOUTHEASTB	24	192	8,196,150
SQURPHARMA	277	190	684,111

Market Statistics

Market Cap (In Mn BDT)	4,225,490	% Change	0.51%
Total Volume (In Mn BDT)	9,034	% Change	-8.15%
DSEX	6,217	% Change	-0.12%
DSES	1,349	% Change	0.49%
DS-30	2,262	% Change	0.11%
Market P/E	22		

Today

Market Cap (In Mn BDT)	4,225,490	% Change	0.51%
Total Volume (In Mn BDT)	9,034	% Change	-8.15%
DSEX	6,217	% Change	-0.12%
DSES	1,349	% Change	0.49%
DS-30	2,262	% Change	0.11%
Market P/E	22		

World Markets

Indices	% Change
NASDAQ	0.01%
HANG SENG	0.21%
BSE-SENSEX	-0.84%

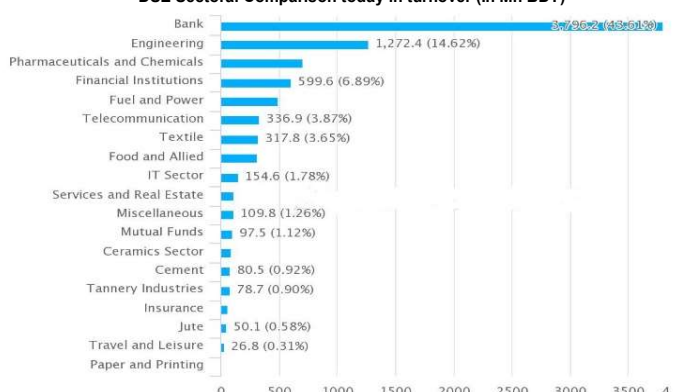
Exchange Rates

Currency	Rates
USD	83.47
GBP	109.15
EUR	97.20

Market Commentary

Today's Market / DSEX (Prime bourse : DSE / Dhaka Stock Exchange Ltd.) ended down 0.12% with 8.15% declined in total turnover. IFADAUTOS, DHAKABANK, ABBANK, GP, CITYBANK stocks dominated today's market turnover. However, SAVAREFR was today's best performer having the highest growth of 9.94% from YCP. DSEX reflected a bearish mode through the day resulting in 106 issues advancing out of 332 total issues traded.

DSE Sectoral Comparison today in turnover (In Mn BDT)



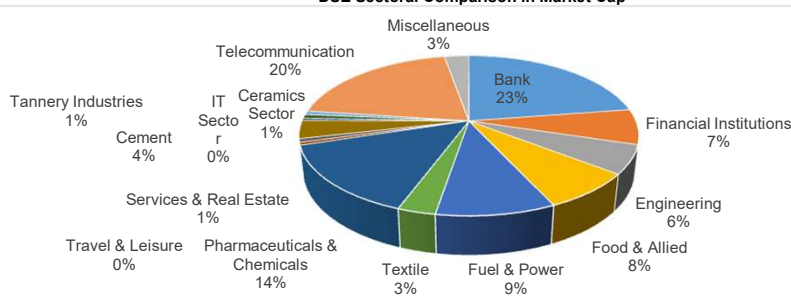
DSE Sectoral Comparison in P/E

Sector name	P/E Ratio
Bank	12.18
Financial Institution	20.38
Engineering	21.53
Food & Allied	24.44
Fuel & Power	12.14
Textile	17.82
Pharmaceuticals &	19.2
Travel & Leisure	30.47
Services & Real Es	18.08
Cement	38.33
IT Sector	24.05
Tannery Industries	19.4
Ceramics Sector	23.37
Telecommunicator	23.79
Miscellaneous	29.72

Average

22

DSE Sectoral Comparison in Market Cap



DSE's Important News Today

BDSERVICE

Dividend Declaration

The Board of Directors has recommended No dividend for the year ended on June 30, 2017. Date of AGM: 28.12.2017, Time: 6:30 PM, Venue: Bangabandhu International Conference Centre (BICC). Record date: 04.12.2017. The Company has also reported EPS of Tk. (5.04), NAV per share of Tk. 6.09 and NOCFPS of Tk. 0.32 for the year ended on June 30, 2017. The Company has further reported EPS of Tk. (1.95), NAV per share of Tk. 11.13 and NOCFPS of Tk. 1.37 for the 12 months period from January to December 31, 2015 whereas EPS of Tk. (3.15), NAV per share of Tk. 13.07 and NOCFPS of Tk. (1.62) for the 6 months period from January to June 2016.

GOLDENSON

Dividend Declaration

The Board of Directors has recommended No dividend for the year ended on June 30, 2017. Date of AGM: 24.12.2017, Time: 11:00 AM, Venue: Factory Premises at Khowaj Nagar, Ajimpara, Karnafully, Chittagong. Record Date: 03.12.2017. The Company has also reported Consolidated EPS of Tk. (1.27), Consolidated NAV per share of Tk. 23.09 and Consolidated NOCFPS of Tk. (0.41) for the year ended on June 30, 2017 as against Tk. 0.17, Tk. 24.62 and Tk. (0.82) respectively for the same period of the previous year.

ACI

Q1 Financials

Consolidated EPS was Tk. 2.59 for July-September, 2017 as against Tk. 4.09 for July-September, 2016; Consolidated NOCFPS was Tk. (10.86) for July-September, 2017 as against Tk. 12.04 for July-September, 2016. Consolidated NAV per share was Tk. 246.71 as on September 30, 2017 and Tk. 241.29 as on June 30, 2017.

ACIFORMULA

Q1 Financials

Consolidated EPS was Tk. 0.11 for July-September, 2017 as against Tk. 0.68 for July-September, 2016; Consolidated NOCFPS was Tk. (3.20) for July-September 2017 as against Tk. (1.12) for July-September, 2016. Consolidated NAV per share was Tk. 54.46 as on September 30, 2017 and Tk. 54.35 as on June 30, 2017.