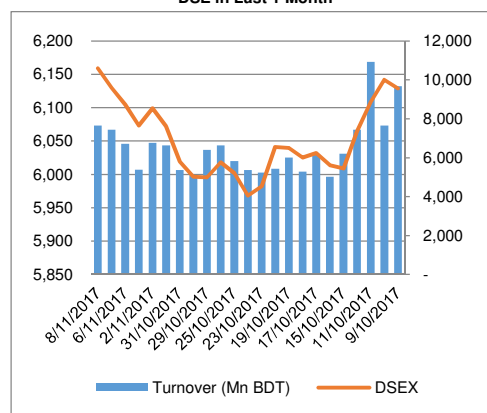


INDEX MOVER				
Company	LTP	YCP	IND.CHG	VOLUME
Positive impact				
GP	459	442	39.02	707,659
BATBC	3,068	3,015	5.52	957
BXPHARMA	105	99	4.00	664,806
CITYBANK	53	51	2.23	7,401,180
DHAKABANK	23	22	1.12	11,556,500
Negative impact				
ICB	182	184	(2.19)	172,520
UPGDCL	169	172	(1.57)	104,295
BSRMSTEEL	80	81	(1.12)	208,840
DESCO	46	47	(0.96)	129,495
BERGERPBL	2,084	2,107	(0.89)	48

YCP = Yesterday Closing Price LTP = Last Trade Price

DSE in Last 1 Month



Top Gainers (Turnover based)

INSTRUMENT	Price	Value (Mn BDT)	Volume
CITYBANK	53	384	7,401,182
GP	457	320	707,659
DHAKABANK	23	263	11,556,476
UTTARABANK	40	257	6,390,706
OIMEX	106	248	2,250,504
UCB	25	224	8,968,598
EXIMBANK	18	214	11,832,305
SHAHJABANK	29	209	7,282,298
BBSCABLES	144	205	1,395,637
LANKABAFIN	64	191	2,999,066

Market Statistics

	Today	% Change
Market Cap (In Mn BDT)	4,168,090	0.67%
Total Volume (In Mn BDT)	7,656	2.83%
DSEX	6,159	0.48%
DSES	1,337	0.61%
DS-30	2,230	0.87%
Market P/E	23	

World Markets

Indices	% Change
NASDAQ	-0.27%
HANG SENG	-0.30%
BSE-SENSEX	-0.46%

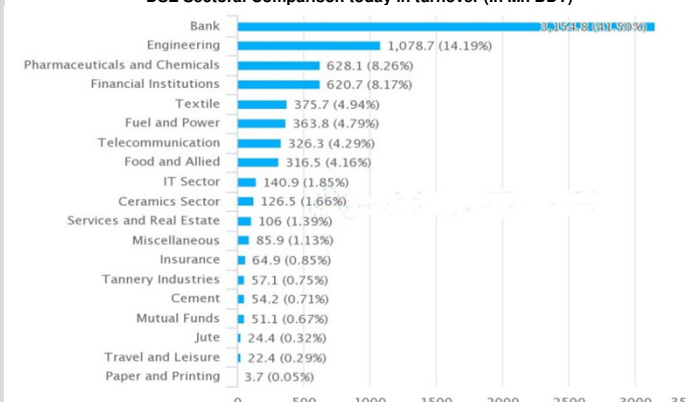
Exchange Rates

Currency	Rates
USD	83.35
GBP	109.41
EUR	96.66

Market Commentary

Today's Market / DSEX (Prime bourse : DSE / Dhaka Stock Exchange Ltd.) ended up 0.48% with 2.83% growth in total turnover. CITYBANK, GP, DHAKABANK,UTTARABANK, OIMEX stocks dominated today's market turnover. However, BDWELDING was today's best performer having the highest growth of 9.63% from YCP. DSEX reflected a bullish mode throughout the day resulting in 117 issues advancing out of 331 total issues traded.

DSE Sectoral Comparison today in turnover (In Mn BDT)



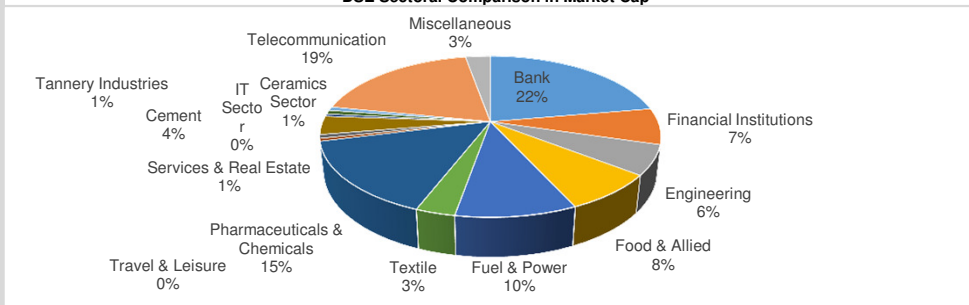
DSE Sectoral Comparison in P/E

Sector name	P/E Ratio
Bank	11.89
Financial Institution	21.27
Engineering	19.38
Food & Allied	25.02
Fuel & Power	12.53
Textile	18.27
Pharmaceuticals &	19.78
Travel & Leisure	31.01
Services & Real Es	17.81
Cement	38.71
IT Sector	28.78
Tannery Industries	18.51
Ceramics Sector	23.27
Telecommunication	22.07
Miscellaneous	29.77

Average

23

DSE Sectoral Comparison in Market Cap



DSE's Important News Today

AZIZPIPES

To purchase a new Production Line from India as part of BMRE

The Company has informed that the Board of Directors has decided to purchase a new Production Line from India at an estimated cost of Tk. 1.60 crore only as part of BMRE. This will increase the production capacity of pvc pipe. The payment will be made under the lease finance of Haj Finance Company Limited.

ORIONPHARM

Dividend Declaration

The Board of Directors has recommended 15% cash dividend for the year ended on June 30, 2017. Date of AGM: 14.12.2017, Time: 10:30 AM, Venue: Officer's Club, 26, Baily Road, Ramna, Dhaka. Record Date: 29.11.2017. The Company has also reported Consolidated EPS of Tk. 3.40, Consolidated NAV per share (including Revaluation Surplus) of Tk. 70.95 and Consolidated NOCFPS of Tk. 9.62 for the year ended on June 30, 2017 as against Tk. 5.65, Tk. 69.99 and Tk. 16.62 respectively for the year ended on June 30, 2016.

PADMAOIL

Dividend Declaration

The Board of Directors has recommended 110% cash dividend for the year ended on June 30, 2017. Date of AGM: 17.02.2018, Time: 11:00 AM, Venue: Hall 24, CRB Road, West side of M.A. Aziz Stadium, Chittagong. Record Date: 18.12.2017. The Company has also reported EPS of Tk. 20.68, NAV per share of Tk. 103.60 and NOCFPS of Tk. 116.42 for the year ended on June 30, 2017 as against Tk. 19.07, Tk. 92.92 and Tk. 80.22 respectively for the same period of the previous year.

NLTUBES

Dividend Declaration

The Board of Directors has recommended 10% stock dividend for the year ended on June 30, 2017. Date of AGM: 24.12.2017, Time: 11:00 AM, Venue: Factory premises of NTL, Tongi, Gajipur. Record Date: 27.11.2017. The Company has also reported EPS of Tk. (2.86), NAV per share of Tk. 215.20 and NOCFPS of Tk. 1.24 for the year ended on June 30, 2017 as against Tk. 0.03, Tk. 239.63 and Tk. 2.26 respectively for the same period of the previous year.

ORIONINFU

Dividend Declaration

The Board of Directors has recommended 14% cash dividend for the year ended on June 30, 2017. Date of AGM: 14.12.2017, Time: 11:00 AM, Venue: Officer's Club, 26 Baily Road, Ramna, Dhaka-1000. Record date: 29.11.2017. The Company has also reported EPS of Tk. 1.53, NAV per share of Tk. 12.57 and NOCFPS of Tk. 1.38 for the year ended on June 30, 2017 as against Tk. 5.25, Tk. 12.98 and Tk. 5.15 respectively for the same period of the previous year.

MTB Securities Ltd.

WW Tower (Level 4), 68 Motijheel C/A, Dhaka - 1000, Bangladesh
Telephone : +88 02 9347567 | Fax : +88 02 9348657
Email: info.query@mtbsecurities.com |
Website: www.mtbsecurities.com

Disclaimer: Estimates and projections are our own and are based on assumptions we believe to be reasonable. Information presented herein, while obtained from sources we believe to be reliable, is not guaranteed as to accuracy or completeness. Neither the information nor any opinion expressed herein constitutes a solicitation of the purchase or sale of any security. This report is intended for distribution to our valuable clients to present the daily Market Summary only.